

# Preparation of high specific surface area hydroxyapatite for environmental applications

Cedric Verwilghen · Sebastien Rio · Ange Nzihou · Daniel Gauthier · Gilles Flamant · Patrick Joel Sharrock

Received: 31 July 2006 / Accepted: 17 October 2006 / Published online: 16 April 2007  
© Springer Science+Business Media, LLC 2007

**Abstract** We report the preparation of hydroxyapatite in powdered form by aqueous reaction of calcium nitrate or hydroxide with phosphate ion at room temperature. With a slow maturation step of 48 h avoiding heat, the resulting products show large specific surface areas above 150 m<sup>2</sup>/g. The specific surface areas also depend on stirring speed with a maximum observed with gentle mixing. Ageing causes a decrease in specific surface area which tends to stabilize near 100 m<sup>2</sup>/g following a 1 year period. The hydroxyapatite may be spray dried and conserve interesting physical properties for environmental applications.

## Introduction

There is much interest in the synthesis of hydroxyapatite (HA) for various purposes [1, 2]. Synthetic HA is a calcium phosphate with close resemblance to the mineral phase of bone. Major efforts were devoted to the elaboration of bone substitutes based on artificially prepared calcium phosphates with high purity as required for medical purposes [3, 4]. It has long been known that HA has a large capacity for

element substitution and this has triggered research on the use of HA for water purification, for waste stabilization, contaminated soil remediation, and heavy metal adsorption in general [5–7]. For environmental uses, the phase purity, crystalline structure and elemental impurities are not as much of a concern as are the cost of production and the heavy metal exchange capacity. For widespread use, natural apatites available in large quantities such as phosphate rock and natural fish bones have been investigated and subjected to field trials [8]. However, naturally occurring substances vary in nature and cannot have well tailored properties. This led us to seek a synthetic pathway for the production of HA which would be efficient, simple and yield a product with high reactivity towards heavy metals. In particular, our goal was to make a new adsorbent based on synthetic HA with large specific surface area for use in gas scrubber equipment. With this objective in mind we developed a low temperature precipitation reaction for HA in aqueous medium. This contrasts with the traditional methods of HA syntheses which always use heat, to warm the reaction solution or eliminate the nitrate by-products during calcinations [3, 4]. Compared to the usual synthesis methods, the novelty resides in the use of open vessels under air atmosphere and room temperature, which allows convenient production of large quantities. We present here the characteristics of the resulting HA as a function of reaction conditions.

## Materials and methods

Two HA (Ca<sub>10</sub>(PO<sub>4</sub>)<sub>6</sub>(OH)<sub>2</sub>) powders were prepared by wet methods using calcium nitrate [3, 4] or lime [9] as source of calcium. In the first case, a monoammonium phosphate solution (NH<sub>4</sub>)H<sub>2</sub>PO<sub>4</sub> was mixed with a calcium

---

C. Verwilghen · S. Rio · A. Nzihou  
Centre RAPSODEE, UMR CNRS 2392, Ecole des Mines d'Albi,  
Campus Jarlard, 81000 Albi, France

D. Gauthier · G. Flamant  
PROMES CNRS Odeillo, 66125 Font Romeu, France

P. J. Sharrock (✉)  
LCBM, Chemistry Department, Paul Sabatier University,  
Avenue G. Pompidou, B.P. 258, 81104 Castres, France  
e-mail: patrick.sharrock@iut-tlse3.fr

nitrate solution, and the pH was maintained basic by addition of  $\text{NH}_4\text{OH}$ .

In the second case, phosphoric acid was added to a  $\text{Ca}(\text{OH})_2$  solution. The  $\text{H}_3\text{PO}_4$  addition rate was controlled using a peristaltic pump. The suspensions were continuously stirred at room temperature. After complete addition, the suspensions were matured for defined time spans (from 12 h to 120 h) at various low temperatures (25, 40 and 75 °C). Finally, the suspensions were washed, filtered and the resulting solids air dried at low temperatures under different conditions. Powders were obtained by ball milling and sieving to collect fractions below and above 80  $\mu\text{m}$ .

More specifically, a laboratory batch was made using 210.63 g of calcium nitrate in 500 mL of water. The pH was adjusted to 10.7 with aqueous ammonia and the solution diluted to 1 L volume. Similarly, 67.66 g of ammonium nitrate at pH 10.3 was dissolved in a total volume of 1.5 L, and added to the calcium solution with stirring. This reaction was also scaled up by a factor of 20 in a 100 L reactor.

Another laboratory batch was made as follows: 77.18 g of calcium hydroxide were suspended in 2.5 L of demineralized water. 40 mL of 85% phosphoric acid were introduced over a 15 mn period while stirring.

Powders were analyzed by X-ray diffraction (XRD) with a Philips Xpert working at 40 kV and using the  $\text{CuK}\alpha$  radiation (1.5406 Å). XRD diagrams were recorded in the interval  $20^\circ < 2\theta < 55^\circ$ .

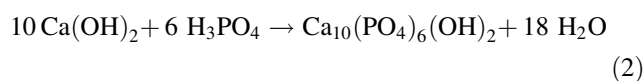

The specific surface area was measured by BET method using nitrogen adsorption at 77 K with a Micromeritics Vacrep 061. Powders were previously degassed at 100 °C under reduced pressure (50–100 mbar).

A Malvern Mastersizer 2000 was used to determine particle sizes and a Helium Accupyc 1330 from Micromeritics used for density measurements.

## Results and discussion

### Hydroxyapatite synthesis

There are two simple routes for the synthesis of HA in aqueous media. The standard method consists in precipitating HA under basic conditions from soluble calcium and phosphate salts. This is conveniently realized with calcium nitrate and ammonium phosphate, and by adjusting the pH with base as summarized in Eq. (1). The second method uses an acid-base reaction between phosphoric acid and calcium hydroxide, as shown in Eq. (2).



The problem with Reaction (2) is the difficulty in dissolving the calcium hydroxide and the rate of introduction of phosphoric acid which must remain slow enough to prevent from acidifying the reaction solution, which would result in the formation of calcium hydrogenophosphate. The main advantage is the absence of by-products. On the other hand, the precipitation is well controlled by the rate of addition of base in Reaction (1), but large amounts of nitrate salts are formed which must be water-washed to yield an impurity-free product.

Both reaction schemes were studied in parallel to compare the physico-chemical characteristics of the HA produced. Small laboratory samples were made, as well as larger 5 kg lots using a 100 L reactor. In every case, with proper mixing, the reaction proceeded smoothly and the formation of a white gelatinous precipitate was observed. X-ray analysis of the collected, washed and dried precipitates show that hydroxyapatite was formed, with low crystallinity. Following sintering at high temperature, X-ray diffraction confirms the presence of HA (JCPDS 9-432) with the presence of trace amounts of CaO (JCPDS 37-1497) (see Fig. 1).

SEM observations reveal the small grain sizes of the precipitates, less than 0.1 micrometer, while the sintered product shows larger sizes, near 0.5 micrometers as illustrated in Fig. 2.

### Reaction conditions and specific surface areas

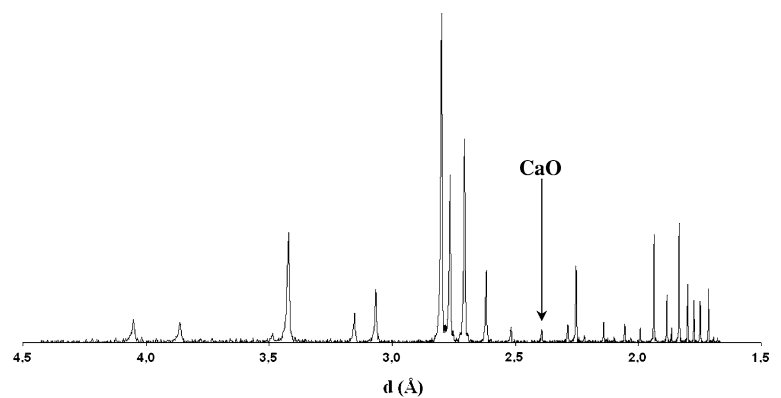
The effect of reaction times was investigated first because of its known influence on HA phase purity [10, 11, 12]. Results are presented in graphical form in Fig. 3. It appears that the calcium phosphate precipitates obtained have specific surface areas (SSA), which increase during the first two days of maturation and then stabilize between 120  $\text{m}^2/\text{g}$  and 160  $\text{m}^2/\text{g}$ .

The effect of reaction temperature is reported in Table 1 for the 48 h reactions. No significant effect on resulting SSA is observed due to temperature, but the preparation starting from the soluble calcium nitrate reached slightly higher SSA.

The influence of mixing speed was investigated by varying stirring conditions from 100 to 200, 300, 400 and 500 rpm. The results are presented in Fig. 4 and show that under our experimental conditions, 300 rpm stirring yielded the highest SSA with a more pronounced effect for the calcium nitrate reaction.

One laboratory batch made with calcium nitrate was dried at various temperatures and the resulting SSA mea-

**Fig. 1** X-ray diffractogram for HA powder calcined at 1,000 °C



sured. Results presented in Fig. 5 pertain to a temperature interval where sintering does not yet occur [13]. Clearly, heating decreases the SSA and low temperature drying favors large SSA. Longer drying times (up to 24 h depending on sample size) are needed at low temperatures and large amounts of water, reaching 77% by weight, are observed.


Following synthesis and maturation, the standard procedure is to dry and grind the solids to obtain fine powder. An alternative spray drying process was tried to evaluate its effect on SSA. The results are gathered in Table 2. Basically, similar SSA values were obtained for spray drying

and for air drying. Spray drying is interesting because it produces small monomodal spherical particles rapidly [14]. All the particle densities measured were similar and near  $2.70 \pm 0.02 \text{ g/cm}^3$ . The sprayed particles had lower diameters than the ball-milled ones.

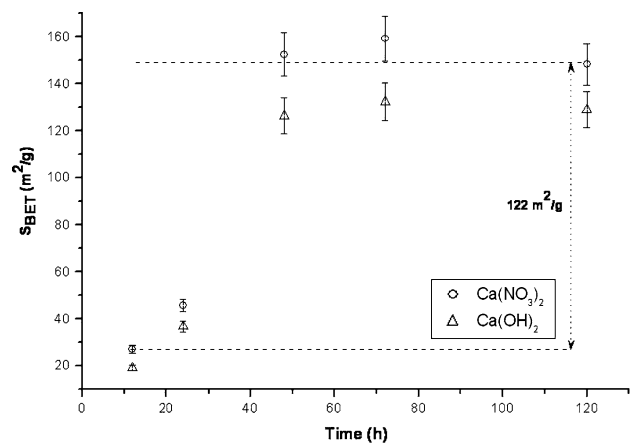
Two samples obtained with standard air drying were followed as a function of time, while maintained in sealed screw capped vials at room temperature. The graph of the SSA as a function of time shows a progressive decrease of the SSA, which tends to stabilize near  $100 \text{ m}^2/\text{g}$  following a 21 months period (see Fig. 6). Identical SSA results were observed with the larger scale batches made.

#### Hydroxyapatite formation mechanism

Our results can be interpreted as showing that submicron sized particles precipitate out of solution when calcium ions are mixed with orthophosphate ions at basic pH. The colloidal particles are heavily impregnated with water and form a gel type material which dries slowly at room temperature. The composition of the kinetic product of the precipitation is in fact tricalcium phosphate (TCP) [10].



**Fig. 2** SEM photographs of HA dried at 105 °C (a) and calcined at 1,000 °C (b)



**Fig. 3** Influence of reaction duration on Specific Surface Area

**Table 1** Specific Surface Area as function of synthesis temperature ( $m^2/g$ )  $\pm$  6%

	25 °C	40 °C	75 °C
Ca(NO <sub>3</sub> ) <sub>2</sub>	147	166	156
Ca(OH) <sub>2</sub>	124	132	110

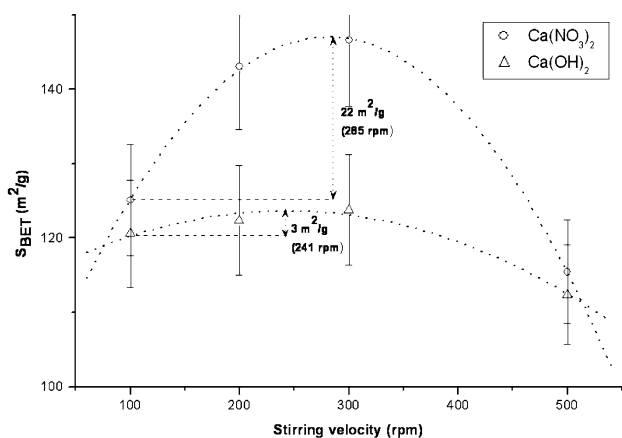
The thermodynamic product, HA, forms slowly thereafter during maturation according to the stoichiometry of Eq. (3).



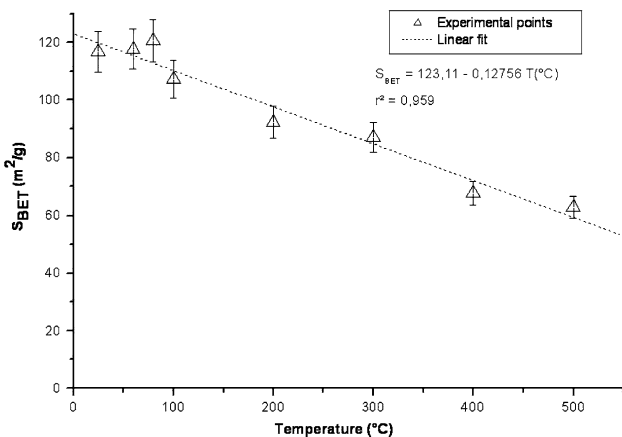
The agglomeration of TCP precipitates eventually forms the HA particles, thus explaining the required maturation step. This can be accelerated by heating, but is not necessary. The formation of HA corresponds in fact to the incorporation of lime, and this can have an effect on suspension pH. Excess calcium hydroxide contributes to HA formation but may lead to non-stoichiometric HA with

**Table 2** Specific Surface Area as function of drying step ( $m^2/g$ )

Drying	Humidity (%) $\pm$ 0.2	Specific Surface Area ( $m^2/g$ ) $\pm$ 6%	Density ( $g/cm^3$ ) $\pm$ 0.01	Median diameter ( $\mu m$ ) $\pm$ 0.5
Ca(NO <sub>3</sub> ) <sub>2</sub> Atomization (3 bars)	4.8	128	2.68	2
60 °C then 105 °C	3.0	122	2.69	15
25 °C then 105 °C	3.0	147	2.69	7
Ca(OH) <sub>2</sub> Atomization (3 bars)	12.8	130	2.69	4
Atomization (4 bars)	11.9	118	2.70	4
60 °C then 105 °C	2.5	114	2.70	12
25 °C then 105 °C	3.0	124	2.72	12



**Fig. 4** Influence of stirring velocity on Specific Surface Area

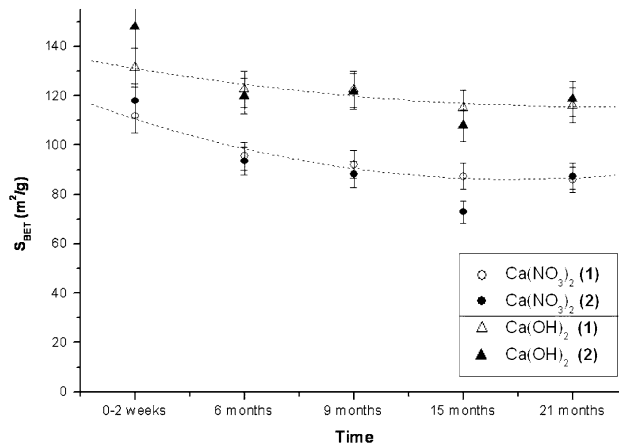


**Fig. 5** Influence drying temperature on Specific Surface Area

some calcium oxide present in the final product. Once the HA particles are formed, they will stick together to form larger crystallites, whether they are in suspension or in the solid state. Thus, too much stirring decreases the SSA, and heating also contributes to particle consolidation and SSA reduction. Low temperature synthesis and maturation is a viable route to high SSA HA which is much simpler than the emulsion based methods described in the literature for obtaining nanosized HA crystallites [15, 16].

**Conclusion**

Synthetic HA with SSA well above 100  $m^2/g$  may be obtained by purely aqueous precipitation route starting from widely available reactants. Best conditions include gentle stirring at room temperature, 48 h maturation, followed by



**Fig. 6** Influence of ageing on Specific Surface Area

low temperature drying or rapid spray drying. There is a 20% loss in the SSA of HA powders during a 1 year period, but all evidence shows that the particles maintain sufficient reactivity for use in adsorption reactions, and particularly heavy metal ion exchange and stabilization. Further work on this subject is in progress and shows promising results.

**Acknowledgments** We gratefully acknowledge help from Solvay HSE (Belgium) in the form of a research stipend. Our gratitude goes to ADEME (French Environment Agency) for funding this research under the grant No 02-74-111.

## References

1. Narasaraju TSB, Phebe DE (1996) *J Mat Sci* 31:1
2. Elliot JC (1994) In: Structure and chemistry of the apatites and other orthophosphates (ed) Elsevier Amsterdam-London-New York-Tokyo (Studies in inorganic chemistry 18)
3. Jarcho M, Bolen CH (1976) *J Mat Sci* 11:2027
4. Hayek E, Newesely H (1963) *Inorg Synthesis* 7:63
5. Bailliez S, Nzihou A, Beche E, Flamant G (2004) *Proce Safety Environ Protect* 82(B2):175
6. Chen X, Wright JV, Conca JL, Peurrung LM (1997) *Environ Sci Technol* 31:624
7. Da Rocha NC, De Campos RC, Rossi AM, Moreira EL, Barbosa F, Moure GT (2002) *Environ Sci Technol* 36:1630
8. Conca JL, Wright J (2001) Treatment of metal-contaminated leachates utilizing fish bones and fish hard parts. United States Patent 6217775
9. Osaka A, Miura Y, Takeuchi K, Asada M, Takahashi K (1991) *J Mat Sci Mat In Med* 2:51
10. Liu C, Huang Y, Shen W, Cui (2001) *J Biomat* 22:301
11. Liu DM, Troczynski T, Tseng WJ (2002) *Biomaterials* 23:1227
12. Rodriguez-Lorenzo LM, Vallet-Regi M (2000) *Chem Mater* 12(8):2460
13. Baille S, Nzihou A (2004) *Chem Eng J* 98:141
14. Luo P (1999) Methods of synthesizing hydroxylapatite powders and bulk materials. United States patent 5858318
15. Wu Y, Bose S (2005) *Langmuir* 21(8):3232
16. Bose S, Saha SK (2003) *Chem Mater* 15(23):4464